

Sampson County

myFutureNC 2025 Attainment Profiles



Fayetteville-Lumberton
Prosperity Zone Sub-Region
Peer County Type: Rural - Non-Metro

Educational Attainment

Sampson County residents ages 25-44, 2023



Have Degree or Credential
5,511
40.1%

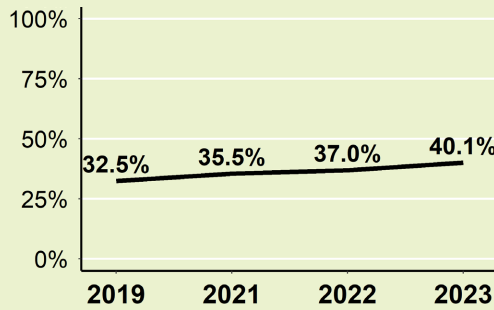


No Degree
8,236
59.9%




Residents Ages 25-44
13,747

Educational Attainment Trend



Note: 2020 data not shown due to inconsistency

Educational Level Breakdown, 2023



Note: Numbers may not add up to 100% due to rounding

2030 Proposed Sampson County Attainment Goal: 6,997 (Stretch Goal: 7,144)

2030 State Attainment Goal: 2 million

Population Spotlight

2020 Census: 59,042
2023 Estimate: 59,601
Change: 559

Growth Rate

0.9% vs. **3.8%**
County State

Race/Ethnicity

Amer. Indian 1.8%
Asian/Pac. Isl. 0.5%
Black 24.8%
Hispanic 21.3%
Multiracial 1.8%
White 49.6%



\$53,637
Median Household Income (2023)
State: \$70,838



72.8%
Home Owners (2023)
State: 66.3%



59.6%
Households with Broadband (2023)
State: 77.1%



31.3%
Child Poverty Rate (2023)
State: 17.6%



7.6%
Single Parent Households (2023)
State: 7.1%



10.6%
Foreign Born (2023)
State: 9.2%

Top Opportunities for Growth



Family Sustaining Wage

36% of Sampson County adults 25-44 earn a family sustaining wage, below the rural - non-metro county average of 40%.

In Fayetteville-Lumberton Prosperity Zone Sub-Region:

79.1%

of postsecondary degrees and credentials conferred by regional institutions are aligned with labor market needs.

Top Misalignments

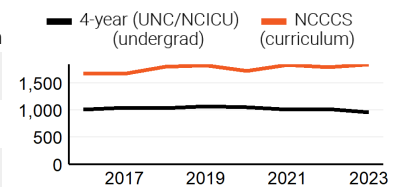
Job Openings vs. Degrees/Credentials

- Education & Training Jobs < Creds
- Health Science Jobs > Creds
- Transportation, Distribution & Logistics Jobs > Creds

Top 3 Five-Star Jobs in Fayetteville-Lumberton Prosperity Zone Sub-Region

Job Title	Annual Growth
Nurse Practitioners	3.67%
Data Scientists	3.11%
Medical and Health Services Managers	2.49%

Postsecondary Enrollment for Sampson County Residents



25 Individuals served in an ApprenticeshipNC program in 2023

UNC and NC Community College Outcomes:

5,664 graduates in 2020
56.2% of 2016 graduates were employed in NC in 2021
\$38,415 annual average earnings of graduates employed in NC (includes both part-time and full-time jobs), 2021



35.9% of adults (ages 25-44) in Sampson County earned a family sustaining wage. Peer: 40.5% | State: 57.6%, 2023



17.0% of youth (ages 16-24) in Sampson County were Opportunity Youth. Peer: 13.8% | State: 10.3%, 2023



77.4% of adults (ages 25-44) in Sampson County participated in the labor force. Peer: 78.3% | State: 84.2%, 2023

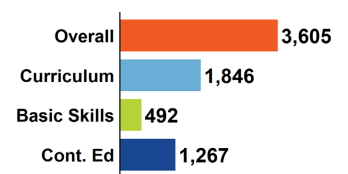
Top 3 Employers in Sampson County

Employer	Employment Range
Smithfield Foods Inc	1000+
Sampson County Schools	500-999
Prestage Farms Inc	500-999

Top 3 Industries in Sampson County

Industry	Jobs Percent
Manufacturing	2,900 16.8%
Retail Trade	2,324 13.4%
Agriculture, Forestry, Fishing and Hunting	2,056 11.9%

Sampson County residents enrolled in NCCCS, Fall 2023



Sampson County is served by:

- Mid-Carolina Workforce Development Board
- Mid-Carolina Council of Governments

Top Opportunities for Growth



Adult Learners

15% of Sampson County adults 25-44 have some college, no degree, above the state average of 12%.

Degree Credentials Awarded in PZ Sub-Region, 2023

1,729 certificate | 2,490 associate | 2,900 bachelor's

Adult Learners

Sampson County Residents Aged 25+ enrolled in NC Community Colleges, Fall 2023

241 Basic Skills
924 Continuing Education
400 Curriculum

14.7% of residents (aged 25-44) have some college but no degree. Peer: 15.9% | State: 11.7%, 2023



11.7% of Sampson County residents have student loan debt; 1.8% of debt holders had student loans in default. 2024

Success of Sampson County High School Graduates

83.6% of students who enroll persist to their second year.

Peer: 79.6% | State: 83.8%, 2023

93.7% UNC | 76.3% NCCCS | 89.7% NCICU

57.1% of students who enroll earn a degree or certificate within 6 years. Peer: 55.5% | State: 60.0%, 2023

26.8% UNC | 20.6% NCCCS | 6.2% NCICU

Top destinations of all college-goers, 2023

- 2,587 of all college-goers attended Sampson CC
- 280 of all college-goers attended Fayetteville TCC
- 159 of all college-goers attended East Carolina University

Top Opportunities for Growth

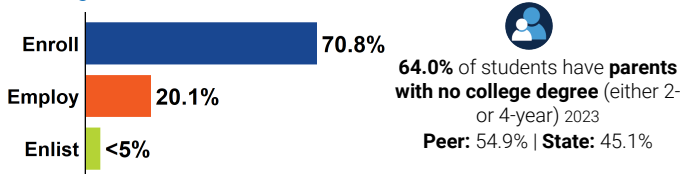


High School Graduation

81% of Sampson County 9th graders complete high school in 4 years or less, below the rural - non-metro county average of 86%.

56.0% of 2024 high school class completed the FAFSA as of Sept. 27, 2024. 163 more need to complete in 2024 to meet state goal of 80%. Peer: 54.0% | State: 55.0%

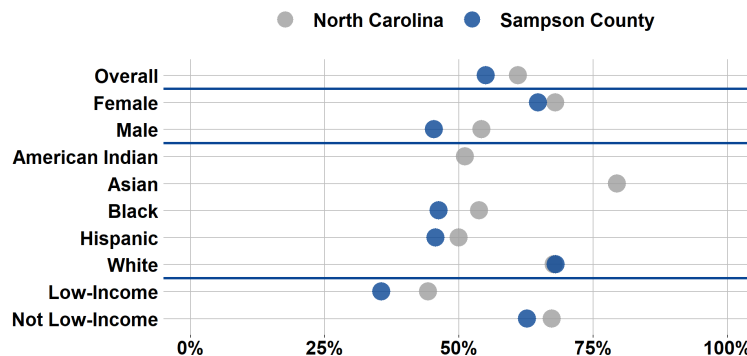
Post High School Graduation Intentions



81.2% of 9th graders graduated within four years. 121 more needed to meet state goal of 95%. Peer: 85.7% | State: 87.3% 2024

53.3% of graduates enrolled in a postsecondary institution within 12 months. Peer: 52.6% | State: 59.3% 2023

Postsecondary Enrollment Rates for Select Groups in Sampson County, 2023



Note: Outcomes for groups with less than 10 students, <5% or >95% are not displayed.

Top Opportunities for Growth



Earning College Credit in High School

5% of Sampson County high school students took at least one AP exam, below the rural - non-metro county average of 10%. Also, 48% of graduates participated in the Career & College Promise programs, below the peer county average of 51%.

74.1% of eligible 4-year-olds enrolled in NC Pre-K program in 2024. 4 more needed to meet state goal of 75%. Peer: 71.0% | State: 57.2%

Note: Enrollment numbers only include students served by the NC Pre-K Program and may not represent all Pre-K offerings available.

Sampson County Traditional Public Schools students:

21.1% of 3-8 graders earned college-and-career-ready scores in reading in 2024. 2,565 more needed to meet state goal of 73%. Peer: 24.5% | State: 29.8%

29.1% of 3-8 graders earned college-and-career-ready scores in math in 2024. 2,815 more needed to meet state goal of 86%. Peer: 30.3% | State: 36.5%

28.2% of students were chronically absent from school in 2024. 1,953 fewer needed to meet state goal of 11%. Peer: 27.7% | State: 25.7%



Sampson County has a student-to-school counselor ratio of 343:1 compared to 332:1 in peer counties. 2024




2.3% of students drop out of high school (77 total students), compared to 2.1% statewide. 2023

School & Student Overview (2024 school year)

Traditional Public School District(s): 2
Traditional Public School(s): 23
Charter School(s): 0
Private School(s): 7
Home School(s): 264

12,152 total K-12 students enrolled in schools.



Pathways to College and Career

Students in traditional public schools completed 3,311 Career & Technical Education (CTE) credentials and 850 concentrations. 457 (13.8%) of credentials were industry-valued in 2023. The top three CTE concentrations: Agricultural, Food, & Natural Resources; Human Services; and Business Management & Administration.



133 (<5%) high school students took at least one AP, IB, or CIE exam. State: 16.8% (2023).



336 (44.2%) high school graduates participated in Career & College Promise programs. State: 36.0% (2024).

For more information about each indicator, including data sources and methodology, visit:

dashboard.myfuturenc.org/county-data-and-resources/

Sampson County Schools

City/District School Profiles

myFutureNC 2025 Attainment Profiles

This profile is a supplement to the Sampson County Profiles



district boundary

Total Schools: 18 Total Students: 7,824 (2024)

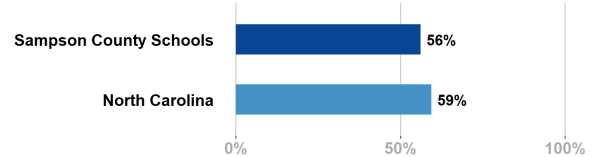
POSTSECONDARY COMPLETION

Top destinations of all college-goers, 2024

- Sampson CC
- Fayetteville TCC
- East Carolina University

84.4% of students who enroll **persist to their second year.**
2023

Percentage of students enrolled in North Carolina postsecondary institution who graduate within 6 years of enrollment, 2023



COLLEGE & CAREER ACCESS

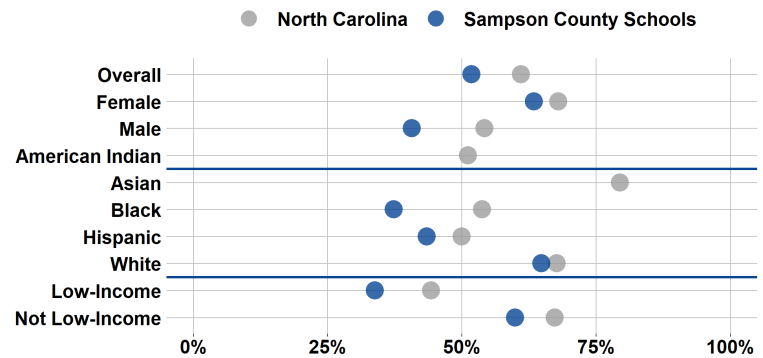
How students in Sampson County Schools are planning for and enrolling in college:

56.5% of high school class of 2024 **completed the FAFSA** as of Sept. 27, 2024. 121 more need to complete in 2024 to meet state goal of **80%**.

72.8% of high school graduates **intended to enroll in a postsecondary institution.** 2023

50.1% of graduates **enrolled in a postsecondary institution** within 12 months. 2023

Postsecondary Enrollment Rates for Select Groups in Sampson County Schools, 2023



Note: Outcomes for groups with less than 10 students, <5% or >95% are not displayed.

ACADEMIC READINESS

How students in Sampson County Schools are currently doing:

21.5% of 3-8 graders **earned college-and-career-ready scores in reading** in 2024. 1,857 more needed to meet state goal of **73%**.

28.7% of 3-8 graders **earned college-and-career-ready scores in math** in 2024. 2,067 more needed to meet state goal of **86%**.

30.7% of students were **chronically absent from school** in 2024. 1,642 fewer needed to meet state goal of **11%**.



Sampson County Schools has a **student-to-school counselor ratio** of **339:1**. 2024

Pathways to College and Career

Students in traditional public schools completed **2,194 Career & Technical Education (CTE) credentials** and **667 concentrations**. **269 (12.3%) of credentials were industry-valued** in 2023. The top three CTE concentrations: Agricultural, Food, & Natural Resources; Human Services; and Business Management & Administration.



49 (<5%) high school students took at least one **AP, IB, or CIE exam.** State: 16.8% (2023).



256 (44.4%) high school graduates participated in **Career & College Promise programs.** State: 36.0% (2024).

** Observations <10 or no data available

For more information about each indicator, including data sources and methodology, visit:

dashboard.myfuturenc.org/county-data-and-resources/

Clinton City Schools

City/District School Profiles

myFutureNC 2025 Attainment Profiles

This profile is a supplement to the Sampson County Profiles



■ district boundary

Total Schools: 5 Total Students: 2,848 (2024)

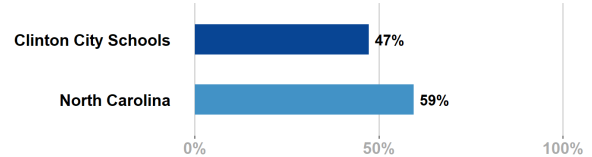
POSTSECONDARY COMPLETION

Top destinations of all college-goers, 2024

- Sampson CC
- Fayetteville TCC
- East Carolina University

81.1% of students who enroll **persist to their second year.**
2023

Percentage of students enrolled in North Carolina postsecondary institution who graduate within 6 years of enrollment, 2023



COLLEGE & CAREER ACCESS

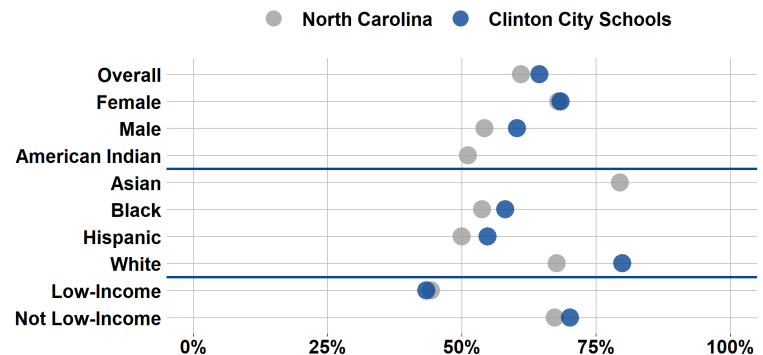
How students in Clinton City Schools are planning for and enrolling in college:

54.5% of high school class of 2024 **completed the FAFSA** as of Sept. 27, 2024. 42 more need to complete in 2024 to meet state goal of **80%**.

65.0% of high school graduates **intended to enroll in a postsecondary institution.** 2023

62.7% of graduates **enrolled in a postsecondary institution** within 12 months. 2023

Postsecondary Enrollment Rates for Select Groups in Clinton City Schools, 2023



Note: Outcomes for groups with less than 10 students, <5% or >95% are not displayed.

ACADEMIC READINESS

How students in Clinton City Schools are currently doing:

20.0% of 3-8 graders **earned college-and-career-ready scores in reading** in 2024. 708 more needed to meet state goal of **73%**.

30.1% of 3-8 graders **earned college-and-career-ready scores in math** in 2024. 748 more needed to meet state goal of **86%**.

21.3% of students were **chronically absent from school** in 2024. 311 fewer needed to meet state goal of **11%**.



Clinton City Schools has a **student-to-school counselor ratio** of **354:1**. 2024

Pathways to College and Career

Students in traditional public schools completed **1,117 Career & Technical Education (CTE) credentials** and **183 concentrations**. **188 (16.8%) of credentials were industry-valued** in 2023. The top three CTE concentrations: Agricultural, Food, & Natural Resources; Health Science; and Law, Public Safety, Corrections, & Security.



84 (10.5%) high school students took at least one **AP, IB, or CIE exam.**
State: 16.8% (2023).



80 (43.2%) high school graduates participated in **Career & College Promise** programs. State: 36.0% (2024).

** Observations <10 or no data available

For more information about each indicator, including data sources and methodology, visit:

dashboard.myfuturenc.org/county-data-and-resources/