

# Yadkin County


myFutureNC 2025 Attainment Profiles




Winston-Salem  
Prosperity Zone Sub-Region  
Peer County Type: Rural - Metro

## Educational Attainment

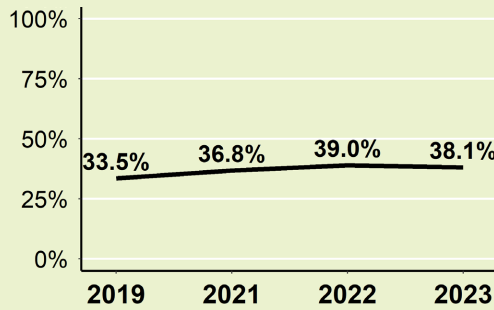
Yadkin County residents ages 25-44, 2023

 **Have Degree or Credential**  
**3,165**  
38.1%

 **No Degree**  
**5,140**  
61.9%

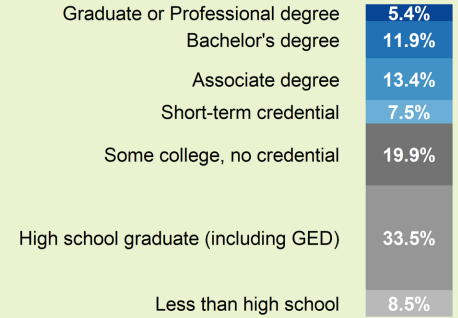
 **Residents Ages 25-44**  
**8,305**

## Educational Attainment Trend



Note: 2020 data not shown due to inconsistency

## Educational Level Breakdown, 2023



Note: Numbers may not add up to 100% due to rounding

2030 Proposed Yadkin County Attainment Goal: 4,545 (Stretch Goal: 4,635)

2030 State Attainment Goal: 2 million

## Population Spotlight

2020 Census: 37,216  
2023 Estimate: 37,774  
Change: 558

## Growth Rate

**1.5%** vs. **3.8%**  
County State

## Race/Ethnicity

Amer. Indian 0.1%  
Asian/Pac. Isl. 0.1%  
Black 2.8%  
Hispanic 12.1%  
Multiracial 2.2%  
White 82.1%



**\$61,626**  
Median Household Income (2023)  
State: \$70,838



**77.1%**  
Home Owners (2023)  
State: 66.3%



**70.1%**  
Households with Broadband (2023)  
State: 77.1%



**20.6%**  
Child Poverty Rate (2023)  
State: 17.6%



**5.8%**  
Single Parent Households (2023)  
State: 7.1%



**5.3%**  
Foreign Born (2023)  
State: 9.2%

## Top Opportunities for Growth



### Family Sustaining Wage

47% of Yadkin County adults 25-44 earn a family sustaining wage, below the state average of 58%.

## In Winston-Salem Prosperity Zone Sub-Region:

**80.0%**

of postsecondary degrees and credentials conferred by regional institutions are aligned with labor market needs.

## Top Misalignments

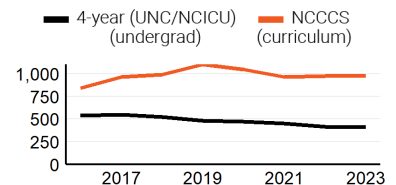
### Job Openings vs. Degrees/Credentials

- Health Science Jobs > Creds
- Education & Training Jobs < Creds
- Transportation, Distribution & Logistics Jobs > Creds

## Top 3 Five-Star Jobs in Winston-Salem Prosperity Zone Sub-Region

Job Title	Annual Growth
Nurse Practitioners	4.11%
Data Scientists	3.64%
Logisticians	3.64%


## Postsecondary Enrollment for Yadkin County Residents





**10** Individuals served in an ApprenticeshipNC program in 2023

## UNC and NC Community College Outcomes:

**4,918** graduates in 2020  
**77.7%** of 2016 graduates were employed in NC in 2021  
**\$43,544** annual average earnings of graduates employed in NC (includes both part-time and full-time jobs), 2021

 **46.6%** of adults (ages 25-44) in Yadkin County earned a **family sustaining wage**. Peer: 46.7% | State: 57.6%, 2023

 **12.7%** of youth (ages 16-24) in Yadkin County were **Opportunity Youth**. Peer: 14.8% | State: 10.3%, 2023

 **81.7%** of adults (ages 25-44) in Yadkin County **participated in the labor force**. Peer: 80.7% | State: 84.2%, 2023

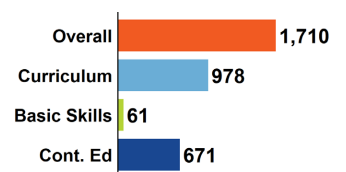
## Top 3 Employers in Yadkin County

Employer	Employment Range
Unifi Manufacturing Inc	500-999
Yadkin County Board of Education	500-999
Mega International LLC	500-999

## Top 3 industries in Yadkin County

Industry	Jobs   Percent
Manufacturing	2,480   24.4%
Construction	1,020   10.0%
Accommodation and Food Services	942   9.3%

## Yadkin County residents enrolled in NCCCS, Fall 2023



## Yadkin County is served by:

- Piedmont Triad Regional Workforce Development Board
- Piedmont Triad Regional Council

## Top Opportunities for Growth



## Adult Learners

20% of Yadkin County adults 25-44 have some college, no degree, above the rural - metro county average of 16%.

## Degree Credentials Awarded in PZ Sub-Region, 2023

2,005 certificate | 2,120 associate | 2,629 bachelor's

## Adult Learners

Yadkin County Residents Aged 25+ enrolled in NC Community Colleges, Fall 2023

25 Basic Skills  
602 Continuing Education  
158 Curriculum

19.9% of residents (aged 25-44) have some college but no degree. Peer: 16.0% | State: 11.7%, 2023



9.6% of Yadkin County residents have student loan debt; 1.8% of debt holders had student loans in default. 2024

## Success of Yadkin County High School Graduates

81.5% of students who enroll persist to their second year.

Peer: 80.1% | State: 83.8%, 2023

88.1% UNC | 78.0% NCCCS | 84.6% NCICU

57.3% of students who enroll earn a degree or certificate within 6 years. Peer: 57.5% | State: 60.0%, 2023

27.2% UNC | 18.7% NCCCS | 8.5% NCICU

## Top destinations of all college-goers, 2023

- 1,176 of all college-goers attended Surry CC
- 271 of all college-goers attended Forsyth TCC
- 121 of all college-goers attended Wilkes CC

## Top Opportunities for Growth

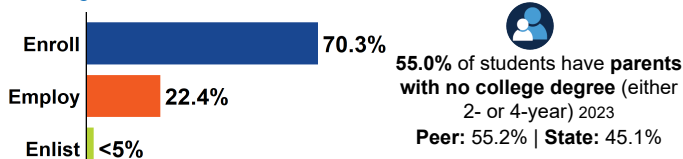


## Postsecondary Enrollment

53% of Yadkin County seniors enroll in postsecondary education within 12 months of graduation, below the state average of 59%.

52.4% of 2024 high school class completed the FAFSA as of Sept. 27, 2024. 93 more need to complete in 2024 to meet state goal of 80%. Peer: 52.0% | State: 55.0%

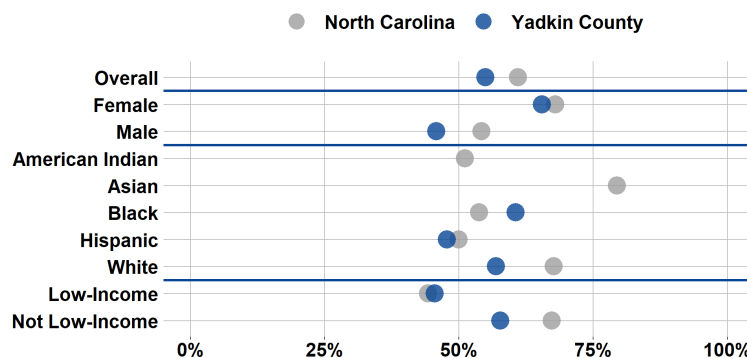
## Post High School Graduation Intentions



87.3% of 9th graders graduated within four years. 30 more needed to meet state goal of 95%. Peer: 85.7% | State: 87.3% 2024

53.2% of graduates enrolled in a postsecondary institution within 12 months. Peer: 52.0% | State: 59.3% 2023

## Postsecondary Enrollment Rates for Select Groups in Yadkin County, 2023



## Top Opportunities for Growth



## Reading Performance

25% of Yadkin County 3-8 graders earn college-and-career-ready scores in Reading, below the state average of 30%.

Yadkin County has met the goal for Pre-K enrollment. (Goal: 75%). Peer: 61.7% | State: 57.2% 2024

Note: Enrollment numbers only include students served by the NC Pre-K Program and may not represent all Pre-K offerings available.

## Yadkin County Traditional Public Schools students:

24.9% of 3-8 graders earned college-and-career-ready scores in reading in 2024. 1,063 more needed to meet state goal of 73%. Peer: 25.3% | State: 29.8%

33.5% of 3-8 graders earned college-and-career-ready scores in math in 2024. 1,160 more needed to meet state goal of 86%. Peer: 32.3% | State: 36.5%

23.7% of students were chronically absent from school in 2024. 651 fewer needed to meet state goal of 11%. Peer: 27.4% | State: 25.7%



Yadkin County has a student-to-school counselor ratio of 350:1 compared to 358:1 in peer counties. 2024

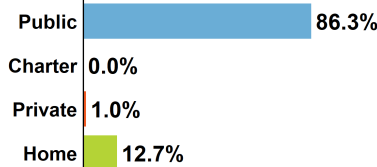


0.2% of students drop out of high school (3 total students), compared to 2.1% statewide. 2023

## School &amp; Student Overview (2024 school year)

Traditional Public School District(s): 1  
Traditional Public School(s): 14  
Charter School(s): 0  
Private School(s): 3  
Home School(s): 442

5,733 total K-12 students enrolled in schools.



## Pathways to College and Career

Students in traditional public schools completed 2,312 Career &amp; Technical Education (CTE) credentials and 295 concentrations. 330 (14.3%) of credentials were industry-valued in 2023. The top three CTE concentrations: Architecture and Construction; Arts, Audio/Video Technology, &amp; Communications; and Health Science.



17 (&lt;5%) high school students took at least one AP, IB, or CIE exam. State: 16.8% (2023).



207 (54.6%) high school graduates participated in Career &amp; College Promise programs. State: 36.0% (2024).

For more information about each indicator, including data sources and methodology, visit:

[dashboard.myfuturenc.org/county-data-and-resources/](https://dashboard.myfuturenc.org/county-data-and-resources/)